


S1 SERIES DC-DC CONVERTERS

Features:

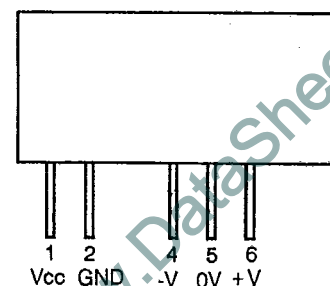
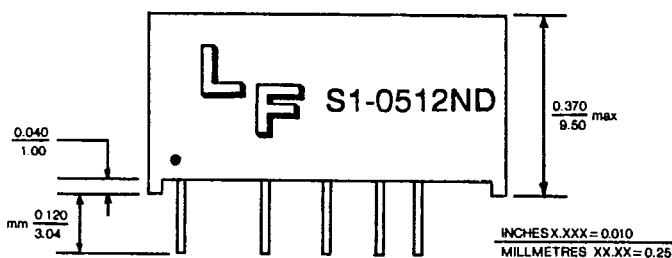
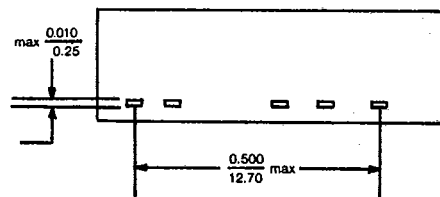
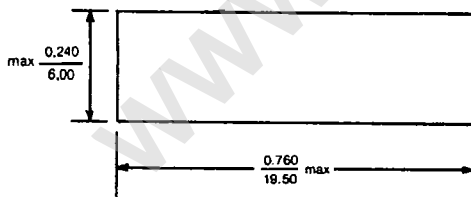
- *Sip package type
- *P.C.B. mountable
- *Input / output isolated 500 Vdc
- *100% burned-in
- *Triple tested
- *High efficiency up to 80%
- *Low output noise & ripple



PART NO.	INPUT VOLTS (VDC)	OUTPUT VOLTS (VDC)	OUT PUT CURRENT (mA)	EFF@ FULL LOAD (%)TYP	OUTPUT RIPPLE NOISE (mVp-p)
S1-0505ND	4.50~5.50	± 5	75	75	50
S1-0512ND	4.50~5.50	± 12	30	75	50
S1-0515ND	4.50~5.50	± 15	25	75	50
S1-1205ND	10.8~13.2	± 5	75	80	50
S1-1212ND	10.8~13.2	± 12	30	80	50
S1-1215ND	10.8~13.2	± 15	25	80	50

*** Custom design welcome ***

single-in-line package



LIFU ELECTRONICS CO., LTD. 54, ALLEY 51, LANE 11, FU AN ROAD, SEC. 5, TAINAN, TAIWAN, R.O.C.